

Nonlinear optical Galton board

C. Navarrete-Benlloch,^{1,2} A. Pérez,¹ and Eugenio Roldán²

¹*Departament de Física Teòrica and IFIC, Universitat de València-CSIC, Dr. Moliner 50, 46100 Burjassot, Spain*

²*Departament d'Òptica, Universitat de València, Dr. Moliner 50, 46100 Burjassot, Spain*

(Received 15 February 2007; published 27 June 2007)

We generalize the concept of optical Galton board (OGB), first proposed by Bouwmeester *et al.* [Phys. Rev. A **61**, 013410 (2000)], by introducing the possibility of nonlinear self-phase modulation on the wave function during the walker evolution. If the original Galton board illustrates classical diffusion, the OGB, which can be understood as a grid of Landau-Zener crossings, illustrates the influence of interference on diffusion, and is closely connected with the quantum walk. Our nonlinear generalization of the OGB shows new phenomena, the most striking of which is the formation of nondispersive pulses in the field distribution (solitonlike structures). These exhibit a variety of dynamical behaviors, including ballistic motion, dynamical localization, nonelastic collisions, and chaotic behavior, in the sense that the dynamics is very sensitive to the nonlinearity strength.

DOI: [10.1103/PhysRevA.75.062333](https://doi.org/10.1103/PhysRevA.75.062333)

PACS number(s): 03.67.Lx, 05.40.Fb, 05.45.Yv, 42.65.-k

I. INTRODUCTION

The Galton board, or quincunx, is a matrix of regularly spaced pegs fixed to a board through which pellets fall impelled by gravity. The final distribution of pellet locations at the bottom of the device follows the binomial distribution, and thus the Galton board constitutes a realization of the random walk. The importance of random walks does not need to be emphasized here, as their presence is ubiquitous in science. They are important, in particular, as a tool in classical computation (the best known algorithms for solving some particular problems are based on their use [1]). For sure, this is one of the main reasons behind the present interest on the quantum counterpart of random walks, the so-called quantum random walks [2] or, more appropriately, quantum walks (QWs). Moreover, from a fundamental point of view the study of quantum counterparts of important classical phenomena, and vice versa, is of obvious interest.

The QW has been introduced from several different perspectives: In the seminal papers (in 1993 Aharonov *et al.* [2] introduced the QW as a generalization of the random walk, and in 1996 Meyer [3] introduced it as a nontrivial quantum cellular automaton) the computational aspects were not stressed, but later Watrous [4] independently introduced QWs from a quantum algorithmic point of view, and other versions of the QW (the so-called continuous QW, that can be viewed as a quantum generalization of the Markov chain) were also proposed [5]. Today there is a considerable amount of papers devoted to QWs, and we refer the reader to existing reviews [6,7].

Not only can one think of quantum versions of the random walk, one can also think of *wave* [8] as well as *quantum* versions of the Galton board [9]. The difference between the wave and quantum versions lies in that, in the wave version, it is classical waves (e.g., optical waves) that are used, while the quantum version uses amplitude probability waves (wave functions). The so-called optical Galton board (OGB) was first proposed by Bouwmeester *et al.* [8], and was introduced as a grid of (optical) Landau-Zener crossings. Bouwmeester *et al.* showed, both theoretically and experimentally, the existence of spectral diffusion, as well as dynamical localization in their particular proposal for an OGB. As for the quan-

tum version, the quantum quincunx of Ref. [9] is a quantum-optical proposal for the implementation of the QW.

Although classical waves and wave functions are different in a deep sense, a very interesting point raised by the OGB is that it can be understood, to some extent, as an optical realization of the QW [10–12]. It is convenient to stress that there are small differences between the OGB of [8] and the QW, but as it was shown in [10], the OGB reduces to a QW with an appropriate parameter setting of the device. Moreover, Wojcik *et al.* [12] suggested that their generalization of the QW (consisting of the introduction of some additional position-dependent phase changes of the walker, see also [13–16]) qualitatively describes the OGB of [8], as it reproduces the observed dynamical localization. These generalizations of the QW have shown unsuspected connections of the QW with Anderson localization [13] and quantum chaos [12,14].

Here we propose a nonlinear generalization of the OGB (NLOGB), consisting of the introduction of nonlinearity in the evolution of the walker. Given the connection between the OGB and the QW mentioned above, one could say that we are proposing a nonlinear generalization of the QW (the nonlinear QW). However, as we discuss below, our proposal makes full sense only from a classical perspective, and thus our preference for the name NLOGB (nonlinear optical Galton board). As expected, the nonlinearity deeply modifies the QW dynamics, giving rise to new and interesting phenomena which we investigate in some detail.

After this Introduction, the rest of the article is organized as follows: In Sec. II we briefly review the QW, as we will use its formalism for introducing the NLOGB; in Sec. III we introduce the NLOGB as a nonlinear QW; in Sec. IV we describe the formation of solitonic structures; in Sec. V we analyze the dynamics of the system describing the different phase transitions we have observed; and in Sec. VI we give our main conclusions.

II. COINED QUANTUM WALK

Here we deal with the coined, discrete QW in one dimension. This process is better introduced as a quantum gener-

alization of the random walk: In the random walk the walker moves to the right or to the left, depending on the output of a random process (e.g., tossing a coin); then the QW mimics the random walk in the existence of a conditional displacement that depends on the state of the coin, but differs from the QW in the fact that the coin is not a binary random process but a qubit. As the qubit can be in a superposition state, the walker can *move simultaneously*, say, in the two opposite directions. In order to make the dynamics nontrivial [3], the coin state must be changed (the analog of tossing the classical coin) after each walk step, which is accomplished by the application of a suitable unitary transformation on the qubit. The main feature of the QW, as opposed to the random walk, is that the diffusion of the particle is much faster (in the absence of decoherence [7]): While in the random walk the width of the probability distribution of the walker position grows as the square root of the number of steps, it grows linearly with the number of steps in the QW. Moreover, the probability distributions have a very different shape (Gaussian in the random walk, and resembling the Airy function in the QW). Let us now introduce formally the QW.

The standard coined QW corresponds to the discrete time evolution, on a one-dimensional lattice, of a quantum system (the walker), coupled to a bidimensional system (the coin), under repeated application of a pair of discrete linear operators. Let \mathcal{H}_W be the Hilbert space of the walker, with $\{|m\rangle, m \in \mathbb{Z}\}$ a basis of \mathcal{H}_W ; and let \mathcal{H}_C be the Hilbert space of the coin, with basis $\{|u\rangle, |d\rangle\}$. The state of the total system belongs to the space $\mathcal{H} = \mathcal{H}_C \otimes \mathcal{H}_W$ and, at time t , can be expressed as

$$|\psi(t)\rangle = \sum_m [u_{m,t}|u, m\rangle + d_{m,t}|d, m\rangle]. \quad (1)$$

The connection between states in consecutive times is made by a unitary linear evolution operator \hat{U} , which can be written as $\hat{U} = \hat{U}_d \hat{U}_c$, i.e., $|\psi(t)\rangle = \hat{U}_d \hat{U}_c |\psi(t-1)\rangle$. Here, $\hat{U}_c = \hat{C} \otimes \hat{I}$ is the “coin toss operator” with $\hat{C} \in \text{SU}(2)$, typically chosen as the Hadamard transformation,

$$\hat{C} = \frac{1}{\sqrt{2}}(|u\rangle\langle u| - |d\rangle\langle d| + |u\rangle\langle d| + |d\rangle\langle u|), \quad (2)$$

and

$$\hat{U}_d = \sum_m (|u, m+1\rangle\langle u, m| + |d, m-1\rangle\langle d, m|), \quad (3)$$

is the “conditional displacement operator,” which moves the walker one position to the right or to the left, depending on whether the coin state is u or d , respectively. The main quantity related to the walk is the probability distribution function of the walker along the lattice, calculated as $P_m(t) = |u_{m,t}|^2 + |d_{m,t}|^2 \equiv P_m^u(t) + P_m^d(t)$.

We have already commented that the QW can be classically simulated. In order to make things concrete, we consider the scheme depicted in Fig. 1, which represents an optical cavity. A quasimonochromatic light field enters the cavity through a partially reflecting mirror. When this field reaches the beamsplitter (BS in Fig. 1), it can follow two

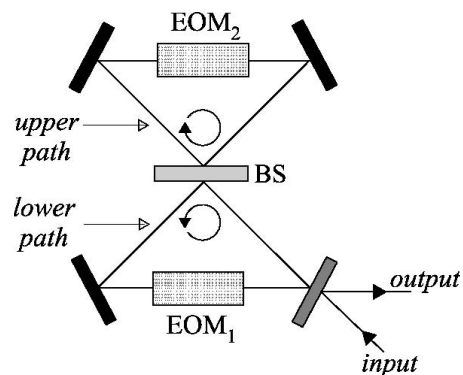


FIG. 1. Optical cavity for the implementation of the OGB and the NLOGB. EOM₁ and EOM₂ are two electro-optic modulators which are tuned for incrementing (decreasing) the field frequency in $\Delta\omega$. BS is a beamsplitter, and the cavity is constituted by four mirrors, one of which is partially reflecting and serves as the input and output port. For implementing the OGB, the upper and lower paths must be a linear optical medium, which must be replaced by a nonlinear optical medium (such as, e.g., an optical fiber) for implementing the NLOGB.

different paths, upper and lower in the figure. These two paths play the role of the qubit (which, in this case, would be better called a cebit, following the terminology introduced in [17]), and the beamsplitter implements the unitary transformation [17] (the coin toss operator). Then in the lower (upper) path, the field frequency, which plays the role of the walker in this optical implementation, is increased (decreased) in a fixed amount $\Delta\omega$ by means of appropriately tuned electro-optic modulators. This is the first step of the QW. Then, the cavity mirrors reflect the light back to the beamsplitter and a new step of the QW is implemented, and so on and so forth.

In this case, the QW occurs in the frequency distribution of the output field, with the intensity of each frequency component playing the role of the probability of finding the walker at a given position, i.e., $P_m^u(t)$ and $P_m^d(t)$ are spectral intensities in this classical-wave context, and not probabilities. In other words, after m cavity round trips, the spectrum of the output field exhibits the probability distribution of the QW. This is one of the schemes proposed in [10] for the optical (classical) implementation of the QW, where also the connection between the OGB of Ref. [8], and the QW is given, and we refer the reader to that paper for full details on this type of classical (optical) implementation of the QW. Let us emphasize that this scheme constitutes a realization of the optical Galton board.

What this classical implementation of the QW (and others [18–21]) suggests is that interference, and not entanglement, is responsible for the QW characteristics. Entanglement would manifest in QWs in more than two dimensions, in the amount of classical resources needed for its implementation, as compared with a true quantum implementation, as already discussed in [10]. This does not mean that there is nothing quantum in the QW: It is the different physical meaning of $P_m(t)$ (in a true quantum system, the probability distribution can be reconstructed only after a large enough number of measurements, while in the classical simulation the analog of

the probability distribution corresponds to the field spectrum and can be seen completely at each walk step). The effect of decoherence could be different in classical and quantum implementations [7]. But, at least in the QW on the line, the quantum nature seems not to manifest, as it can be successfully simulated by classical means. See [22] for a discussion on this topic.

III. INTRODUCING THE NONLINEAR OPTICAL GALTON BOARD

The optical cavity scheme of Fig. 1 serves to introduce the nonlinear optical Galton board (NLOGB). It suffices to assume that light acquires some intensity-dependent phase while traveling through the upper and lower paths, i.e., that these paths are not made by a linear medium (vacuum), but with a nonlinear medium (e.g., a Kerr medium, like an optical fiber or similar). This is very easily taken into account with the QW formalism introduced in the previous section that we will continue to use here: We only need to introduce one more operator describing the acquisition of the intensity-dependent (nonlinear) phase due to propagation in the Kerr medium, i.e., we have to generalize the unitary operator defined above in the following way:

$$\hat{U}(t) = \hat{U}_d \hat{U}_c \hat{U}_{nl}(t-1), \quad (4)$$

$$\hat{U}_{nl}(t) = \sum_{c=u,d} \sum_m e^{iF_c(m,t)} |c,m\rangle \langle c,m|, \quad (5)$$

where $F_c(m,t)$ ($c=u,d$) is an arbitrary function of the probabilities (or intensities, in a classical context) $P_m^u(t)$ and $P_m^d(t)$ [23]. Notice that the role of $\hat{U}_{nl}(t)$ is to add a nonlinear (probability dependent) phase to each of the spinor components. With the above formulation, the standard QW is obviously recovered when $F_u=F_d=0$, and the generalized QWs of [13] and [12,14] are recovered when $F_u=F_d=m^2\varphi_0$ and $F_u=F_d=m\varphi_0$, respectively, with φ_0 a constant phase. We see that a physical system like the one represented in Fig. 1 allows us to implement a number of interesting generalizations of the QW in a relatively simple way. Let us emphasize that the OGB of Bouwmeester *et al.* [8] is very close to what we are suggesting [10].

In this paper we shall consider one of the simplest forms for Eq. (5) by choosing $F_c(m,t) = 2\pi\alpha|c_{m,t}|^2$ ($c=u,d$), i.e., we assume that the nonlinear phase gained between two QW steps is due to a Kerr-type nonlinearity that acts separately on the two coin states (u and d) and has a strength α . The recursive evolution equations for the probability amplitudes can be easily derived from $|\psi(t+1)\rangle = \hat{U}(t+1)|\psi(t)\rangle$, yielding

$$u_{m,t+1} = \frac{1}{\sqrt{2}}u_{m-1,t}e^{i2\pi\alpha|u_{m-1,t}|^2} + \frac{1}{\sqrt{2}}d_{m-1,t}e^{i2\pi\alpha|d_{m-1,t}|^2}, \quad (6)$$

$$d_{m,t+1} = \frac{1}{\sqrt{2}}u_{m+1,t}e^{i2\pi\alpha|u_{m+1,t}|^2} - \frac{1}{\sqrt{2}}d_{m+1,t}e^{i2\pi\alpha|d_{m+1,t}|^2}. \quad (7)$$

As we show below, the nonlinearity just introduced deeply modifies the behavior of the probability distribution

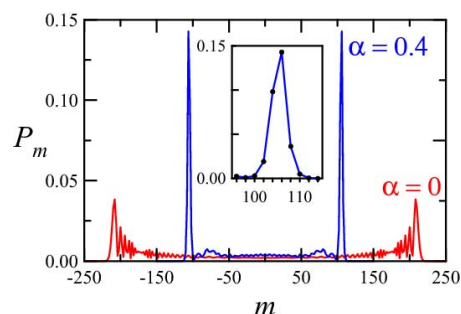


FIG. 2. (Color online) Probability distribution curves of $P_m(t)$ for $t=300$, with the initial condition $u_{m,0} = \delta_{m,0}/\sqrt{2}$ and $d_{m,0} = i\delta_{m,0}/\sqrt{2}$, for $\alpha=0$ (standard QW) and $\alpha=0.4$. The inset is a magnification of the right-moving probability soliton. Notice that $P_m(t)$ is null for odd m (as t is even in this plot). We have represented only nonzero values and joined them for guiding the eye.

$P_m(t)$. For this purpose, we perform a numerical study of Eqs. (6) and (7) for different values of α . We shall consider $\alpha > 0$ for definiteness, since from Eqs. (6) and (7) one easily sees that choosing a positive α , say $\alpha = \alpha_0$, with some initial conditions $(u_{m,0}; d_{m,0})$ is equivalent to taking $\alpha = -\alpha_0$ and complex-conjugated initial conditions $(u_{m,0}^*; d_{m,0}^*)$. Moreover, we shall adopt, unless otherwise specified, symmetrical initial conditions localized at the origin, i.e., $u_{m,0} = \delta_{m,0}/\sqrt{2}$ and $d_{m,0} = i\delta_{m,0}/\sqrt{2}$.

From a classical (wave) viewpoint, the above process is a nonlinear optical Galton Board (NLOGB) and can be implemented with the same device on which we have commented in the previous section, provided that the two optical beams propagate in a Kerr medium (e.g., an optical fiber), as this nonlinear propagation exactly corresponds to what \hat{U}_{nl} represents. From a quantum viewpoint the implementation of \hat{U}_{nl} is probably impossible because of the linearity of the Schrödinger equation. It is clear now that the process we are proposing makes full sense only as a nonlinear OGB, and will find conceptual difficulties as a nonlinear QW.

In spite of the difficulties when speaking of a nonlinear QW, one should keep in mind that nonlinearities can be introduced in quantum systems through a clever use of measurement [24,25], which keeps open the possibility of implementing the proposed NLQW. Another, more realistic possibility concerns using systems described by nonlinear *effective Hamiltonians*, as Bose-Einstein condensation, where QWs could be implemented [26], or superconducting devices, just to mention a couple of potential candidates. But these appear as remote possibilities, as compared with the immediacy of an optical implementation in an optical device similar to that already used by Bouwmeester *et al.* [8].

IV. FORMATION OF SOLITONLIKE STRUCTURES

In Fig. 2 we represent the evolved probability distributions $P_m(t)$ for $\alpha=0$ (i.e., the standard QW) and $\alpha=0.4$. When $\alpha=0$, we observe the typical QW behavior [6]: $P_m(t)$ exhibits two peaks at the borders of the distribution, whose tails decay in the central zone, and whose maximum value

monotonically decreases with time as the probability distribution broadens; and, most importantly, the width of $P_m(t)$ is proportional to t . This probability distribution can be expressed, in some limit [11], as a combination of Airy functions propagating in opposite directions.

The shape of $P_m(t)$ for $\alpha=0.4$ is very different: Now the two peaks of $P_m(t)$ contain most of the total probability, around 30% each in the case of Fig. 2, mostly distributed within a few lattice positions (see the inset in Fig. 2). But the most striking characteristic of the probability peaks in this nonlinear case is that *their size and shape remain basically constant with time*, except for small oscillations around a mean value.

We will characterize the probability peaks by their position and intensity (i.e., the total probability they contain). As for the position, given the small fluctuations on the shape of the peak, we use the “center of mass,” defined as $m_{CM} \equiv \sum_m m P_m(t)$, with $m \in [m_{\max} + \Delta m, m_{\max} - \Delta m], m_{\max}$ the position of the probability maximum and Δm the width of the peak [27]. Only small quantitative differences are found between the behavior of m_{\max} and that of m_{CM} .

The most important feature of the probability peaks is that they are nonspreading pulses, i.e., they propagate without distortion [28]. As these probability wave packets do not spread in time, and present other particlelike features (see below) we can consider them as solitonic-like structures, and will simply refer to them as solitons.

Apparently, solitons do not require a minimum value of α to form: We have checked their existence for $\alpha \geq 0.01$, and the analysis of the data from different (nonzero) values of α do not suggest the existence of any threshold for the soliton’s formation. Nevertheless, the time needed for their formation (i.e., the transient until the intensity and shape of the probability structure is constant on the average) is larger for smaller α . This is appreciated in Fig. 3(a), where the intensity of a single soliton is represented as a function of time for different values of the nonlinearity parameter α . Another important feature is that the width of the overall probability distribution $P_m(t)$ or, equivalently, the soliton velocity, decreases as α increases, as shown in Fig. 3(b), where the position of the solitons is represented for different values of α (in the case $\alpha=0$, where solitons do not exist, we have represented the position of the center of mass of the maximum of $P_m(t)$ for the sake of comparison). Therefore solitons form after some transient, and are slower and more intense for larger α . This is the scenario we found for $\alpha \leq 0.474$.

In view of the phenomena described above, one might wonder whether the intrinsic quantum features of QWs are deteriorated or not, and if so, to what extent. One way to quantify the possible loss of the quantum benefits is by analyzing the time evolution of the standard quadratic deviation $\sigma = \sqrt{\langle m^2 \rangle - \langle m \rangle^2}$. As already discussed, the standard QW exhibits a characteristic $\sigma \propto t$. Given the transient which appears during the formation of the solitons, the question we ask ourselves is: does the quotient σ/t go to a constant after the transient (i.e., for sufficiently large time), or will it decay slower?

As can be seen from Fig. 4, the first possibility is in fact realized: after the transient, the standard deviation ap-

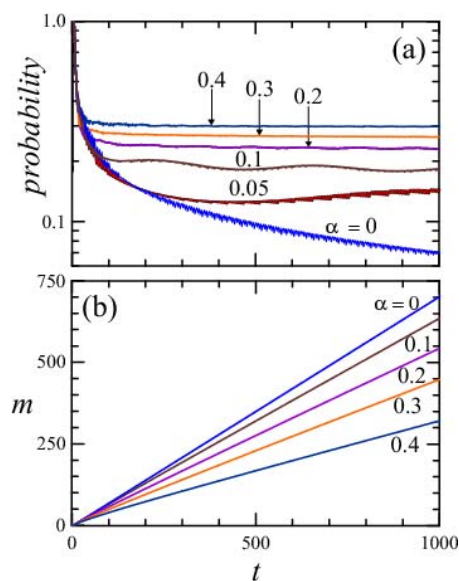


FIG. 3. (Color online) (a) Intensity (total probability) of the right-moving soliton. (b) Temporal evolution of the center of mass m_{CM} of the right-moving soliton (the plot is symmetric for the left-moving soliton). The values of α are indicated in the plots. Initial conditions are as in Fig. 2.

proaches the typical QW time evolution. Therefore the long-term QW behavior is not degraded by the formation and propagation of the solitons.

V. DYNAMICAL PHASES

We have been able to identify three different dynamical domains, or dynamical phases, in the behavior of solitons as a function of the value of α : phase I, for $\alpha < \alpha_I \approx 0.474$; phase II, for $\alpha_I < \alpha < \alpha_{II} \approx 0.6565$; and phase III, for $\alpha > \alpha_{II}$. Let us describe these phases separately.

In phase I, the dynamics is very simple: Once solitons have formed, they exhibit the ballistic propagation already shown in Fig. 3(b). Differently, in phase II the two solitons start moving in opposite directions, as in phase I, but after some time their velocity decreases till the solitons reach a *turning point* and then move backward and collide at some later instant t_{col} at $m=0$. After the collision, the solitons continue moving apart indefinitely, as in phase I. An example of

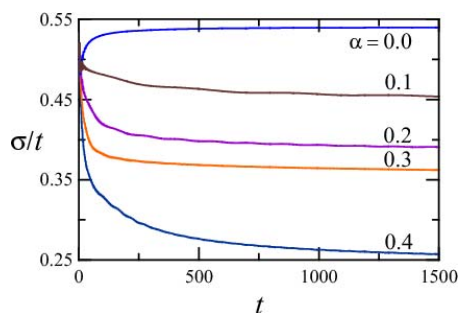


FIG. 4. (Color online) Evolution of the ratio σ/t for different values of α .

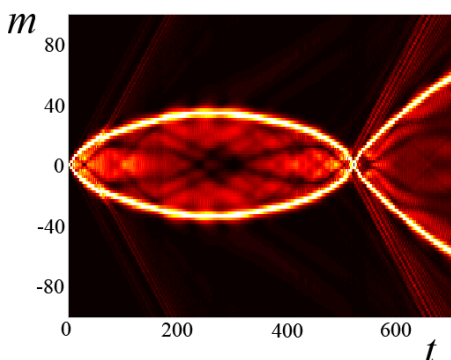


FIG. 5. (Color online) Color density plot showing the evolution of $P_m(t)$ as a function of t (horizontal axis) for $\alpha=0.49$. The vertical axis corresponds to the position on the lattice. Brighter regions indicate a higher probability. The two solitons are clearly visualized as intense strips.

such behavior, for $\alpha=0.49$, is shown in Fig. 5. Notice the appearance of small “communication packets” that are interchanged between the two solitons. Interestingly, the soliton’s intensity sharply decreases after the collision (for example, for $\alpha=0.49$ the intensity of one soliton falls from 0.3062 before the collision, to 0.2426 afterwards), i.e., the collision of the two solitons is an *inelastic* one. Another feature that can be observed from the simulations is that, as α is increased from below α_I (inside phase I), the intensity of the solitons increases up to a maximum value. It seems that the communication packets interchanged by the two solitons play the role of an attractive interaction, which is larger for larger intensities. This would explain the existence of the above-mentioned turning point appearing at some critical value α_I . Inside phase II, the solitons experience an inelastic scattering and lose a fraction of their intensity, which would prevent recollapse.

The method we used to determine this critical value, however, makes use of the fact that the collision instant t_{col} decreases with α . Indeed, the function $t_{col}(\alpha)$ can be well reproduced numerically by a simple hyperbola $1/t_{col}=a/\alpha+b$ (where the values of a and b are obtained by a numerical fit, with a coefficient of determination $r^2=0.99516$, giving $a=-0.0297\pm 0.0003$ and $b=0.0627\pm 0.0006$). This numerically obtained law allows us to fix the frontier between phases I and II by the α value for which t_{col} diverges (we obtained $\alpha_I=0.474\pm 0.007$).

As we made for phase I, it is worth investigating how the standard deviation evolves at long times, in order to quantify a possible departure from the characteristic quantum spreading. As before, we plot in Fig. 6 the quotient σ/t as a function of time for values of α corresponding to the second phase. Now the transient shows more complicated features, due to the recollapse of the two solitons (which manifests as the minimum appearing in both curves). However, as the solitons separate after the collision, the typical $\sigma \propto t$ behavior shows up.

Phase III, $\alpha > \alpha_{II}$, differs from phase II in that, after the collision, the two emerging solitons do not necessarily collide or separate from each other. In fact, if α is increased beyond α_{II} , the situation becomes quite complicated, as the

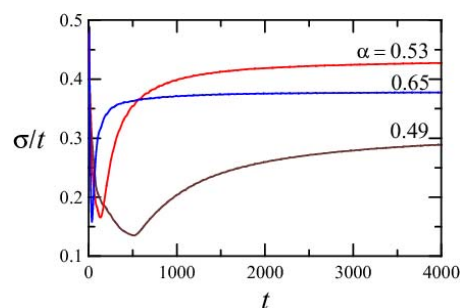


FIG. 6. (Color online) Same as Fig. 4, for values of α corresponding to phase II.

evolution of the solitons becomes extremely sensitive to small variations in α . In this sense, we can say that phase III is a chaotic phase: For some values of α , the solitons become trapped and oscillate around the origin; with a slightly different value for α , however, the solitons eventually escape; and there are other α values for which localization is found, which is characterized by an asymptotic setup of both solitonic structures at an equilibrium point. Interestingly, the latter possibility can occur at very distant site positions for slightly different values of α : For example, the right-moving soliton position oscillates between $m=5$ and $m=9$ for $\alpha=0.6665$; it remains static at position $m=162$ for $\alpha=0.6669$; and again oscillates, around $m=7$, for $\alpha=0.6673$. In Fig. 7 we show an example of the type of dynamics one encounters in phase III for the two values of α indicated in the figure caption.

The results we have just described correspond to a particular choice of the QW initial conditions, which guarantees the symmetry of the probability distribution with respect to the starting position. In order to see how critical is the role of the initial condition, we have carried out numerical simula-

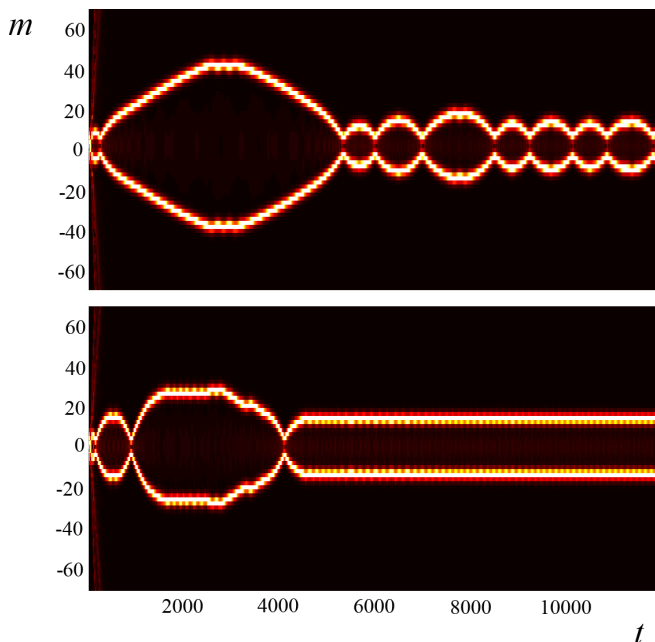


FIG. 7. (Color online) Same as Fig. 5, but for $\alpha=0.6565$ (top) and $\alpha=0.658197$ (bottom).

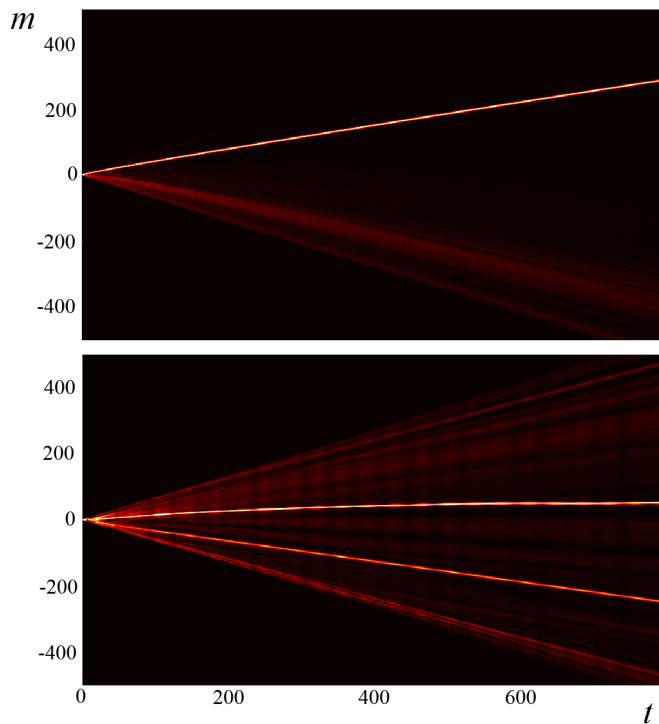


FIG. 8. (Color online) Same as Fig. 5, but for $\alpha=0.2$ (top) and $\alpha=0.6$ (bottom). The initial conditions are $u_{m,0}=\delta_{m0}$ and $d_{m,0}=0$. For $\alpha=0.2$ a single soliton is formed that carries 57% of the probability. For $\alpha=0.6$ this soliton has now a smaller intensity (32% of the probability) and becomes localized near $m=0$, while a second soliton (20% of the probability) is formed.

tions for different sets of initial conditions, and have found that the dynamics is also very sensitive to this choice. Figure 8 gives an idea of how different things can be: we represent the evolution of the probability distribution for $u_{m,0}=\delta_{m0}$, $d_{m,0}=0$, and $\alpha=0.2$ (top) or $\alpha=0.6$ (bottom). For this initial condition, the probability distribution is no longer symmetric (even in the standard QW), and this fact strongly affects the formation and dynamics of solitons. We are not going to enter into an exhaustive description here; it will suffice to say that, in this case, there are also several dynamic phases: For small α , a single soliton forms, carrying close to 60% of the probability, that moves like in Fig. 7 (top) (most of the rest of the probability is contained in small dispersive pulses

that can be appreciated in the figure); for large α several solitons, with different intensities, can form, and localization phenomena similar to what we have described above can occur too, see Fig. 8 (bottom).

VI. CONCLUSIONS

We have introduced a simple variation of the optical Galton board (which can be understood as a classical implementation of the discrete coined QW), based on the assumption that light propagates through a nonlinear (Kerr-type) medium inside the optical cavity or, using the algebraic language of QW, based on the acquisition of nonlinear probability-dependent phases by the state during the walk.

The most striking feature that the nonlinearity introduces is the formation of solitonlike structures, which carry a constant fraction of the total intensity (probability) distribution within a nondispersive pulse. We have characterized the dynamics of these solitons showing the existence of complex dynamics (from ballistic motion to dynamical localization) that is very sensitive to the initial conditions. An important feature we found is that, in spite of the complicated behavior during the transient and possible recollapse of the solitons, the long term evolution still shows the characteristic QW feature in the cases when the solitons go away, in the sense that the standard deviation becomes $\sigma \propto t$.

It would be of greatest interest to have at hand an analytical description of the solitons' motion and interaction, especially during the formation transient and recollapse (when present), as done (approximately) in [15]. The additional complication due to nonlinearities, however, makes this task cumbersome and lies beyond the scope of this paper.

The described phenomena are, to the best of our knowledge, new in the field of quantum walks. The exciting features found here deserve, we believe, further research.

ACKNOWLEDGMENTS

We gratefully acknowledge fruitful discussions with G. J. de Valcárcel. This work has been supported by the Spanish Ministerio de Educación y Ciencia and the European Union FEDER through Projects FIS2005-07931-C03-01, AYA2004-08067-C01, FPA2005-00711, and by Generalitat Valenciana (Grant No. GV05/264).

- [1] R. Motwani and P. Raghavan, *Randomized Algorithms* (Cambridge University Press, Cambridge, England, 1995).
- [2] Y. Aharonov, L. Davidovich, and N. Zagury, *Phys. Rev. A* **48**, 1687 (1993).
- [3] D. Meyer, *J. Stat. Phys.* **85**, 551 (1996).
- [4] J. Watrous, *Proceedings of the 33rd Symposium on the Theory of Computing* (ACM Press, New York, 2001), p. 60.
- [5] E. Farhi and S. Gutmann, *Phys. Rev. A* **58**, 915 (1998); A. M. Childs and J. Goldstone, *ibid.* **70**, 042312 (2004).
- [6] For reviews, see J. Kempe, *Contemp. Phys.* **44**, 307 (2003); A.

- Ambainis, *Int. J. Quantum Inf.* **1**, 507 (2003); V. Kendon, *Philos. Trans. R. Soc., Ser. A* **364**, 3407 (2006).
- [7] V. Kendon, arXiv:quant-ph/0606016.
- [8] D. Bouwmeester, I. Marzoli, G. P. Karman, W. Schleich, and J. P. Woerdman, *Phys. Rev. A* **61**, 013410 (1999).
- [9] B. C. Sanders, S. D. Bartlett, B. Tregenna, and P. L. Knight, *Phys. Rev. A* **67**, 042305 (2003).
- [10] P. L. Knight, E. Roldán, and J. E. Sipe, *Opt. Commun.* **227**, 147 (2003); **232**, 443 (2004).
- [11] P.L. Knight, E. Roldán, and J.E. Sipe, *Phys. Rev. A* **68**,

- 020301(R) (2003).
- [12] A. Wojcik, T. Luczak, P. Kurzynski, A. Grudka, and M. Bednarska, *Phys. Rev. Lett.* **93**, 180601 (2004).
- [13] A. Romanelli, A. Auyanet, R. Siri, G. Abal, and R. Donangelo, *Physica A* **352**, 409 (2005).
- [14] O. Buerschaper and K. Burnett, arXiv:quant-ph/0406039.
- [15] M. C. Bañuls, C. Navarrete, A. Pérez, E. Roldán, and J. C. Soriano, *Phys. Rev. A* **73**, 062304 (2006).
- [16] I. Carneiro *et al.*, *New J. Phys.* **7**, 156 (2005).
- [17] R. J. C. Spreeuw, *Phys. Rev. A* **63**, 062302 (2001).
- [18] M. Hillery, J. Bergou, and E. Feldman, *Phys. Rev. A* **68**, 032314 (2003).
- [19] H. Jeong, M. Paternostro, and M. S. Kim, *Phys. Rev. A* **69**, 012310 (2004).
- [20] E. Roldán and J. C. Soriano, *J. Mod. Opt.* **52**, 2649 (2005).
- [21] B. Do, M. L. Stohler, S. Balasubramanian, D. S. Elliot, Ch. Eash, E. Fischbach, M. A. Fischbach, A. Mills, and B. Zwickl, *J. Opt. Soc. Am. B* **22**, 499 (2005).
- [22] V. Kendon and B. C. Sanders, *Phys. Rev. A* **71**, 022307 (2005).
- [23] We must emphasize that $P_m^u(t)$ and $P_m^d(t)$ are probabilities in a true quantum system, but in a classical system they are intensities, see, e.g., Ref. [11].
- [24] E. Knill, R. Laflamme, and G. J. Milburn, *Nature (London)* **409**, 46 (2001).
- [25] K. Sanaka, K. J. Resch, and A. Zeilinger, *Phys. Rev. Lett.* **96**, 083601 (2006).
- [26] C. M. Chandrashekar, *Phys. Rev. A* **74**, 032307 (2006).
- [27] We found that the choice $\Delta m=8$ is sufficient for our purposes.
- [28] Except for the already mentioned temporal oscillations around a mean value.